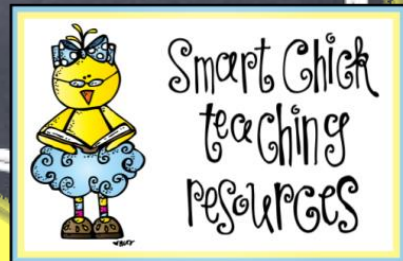






Design Cycle

This is an easy to use graphic organizer for the design cycle! perfect to use with my STEM Challenges!





Brainstorm: How do we solve the problem?



Share: How will you share the solution with others?



Design Cycle

Design the Solution: what information do we need to solve the problem?

Modify: what changes need to be made?

Build: Construct or draw your solution to the problem.

Evaluate: How do you know it solves the problem?



Thanks for downloading this freebie!

Let me start by saying that we use the design cycle on a daily basis in all content areas. I made it poster-sized and it hangs up in our classroom. We use post-it notes to show our thinking and where we are in the cycle at any given moment! Students also have their own copies of the design cycle organizer to use during our STEM challenges and other STEM activities. Learning how to use the design cycle is a process for the students, let them find their way through it over the course of the year!

Credits:

<http://www.teacherspayteachers.com/Store/The-Libraryfox>

<http://www.teacherspayteachers.com/Store/My-Journey-To-5th-Grade>

Check out my STEM blog!

www.growingastemclassroom.blogspot.com

